
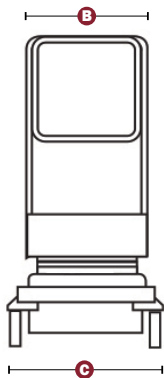
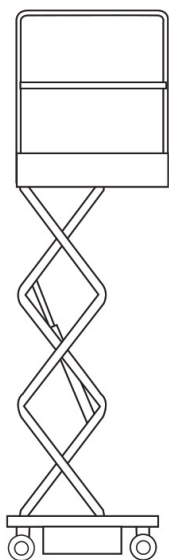


SCISSOR LIFT 10ft PUSH AROUND



- ✓ Ideal for indoors or flat level ground
- ✓ Ideal for compact / confined spaces
- ✓ Suitable for sensitive floors
- ✓ Passes through standard doorways **C**

MEASUREMENTS

| | |
|---|---------------|
| Working height max | 5 m |
| Platform height max | 3 m |
| Extendable deck | No |
| Folding Rails | No |
| A Platform length - outside / extended | 1.1 m X 0.52m |
| B Platform width | 0.68 m |
| C Width | 0.75 m |
| D Length | 1.2 m |
| E Height stowed | 1.8 m |
| Wheelbase | na |
| Ground clearance - center | na |

PRODUCTIVITY

| | |
|-----------------------------------|--|
| Lift capacity | 240 kg |
| Gradeability | na |
| Max drive height | na |
| Speed | na |
| Raise / lower speed | 19 / 26 s |
| Turning radius - inside / outside | 0 m / 1.4 m |
| Power cord to platform | No |
| Tyres | Non marking casters |
| Charge / Fuel | Charge with standard AC power point |
| Drive | Manually push into place and electric raise/lower function |

MACHINE WEIGHT

| | |
|----------------------|--------|
| MACHINE WEIGHT | 370 kg |
| OTHER | |
| Emissions - Fuel | Zero |
| Emissions - Noise | Low |
| Towable on a trailer | Yes |

* Specifications are indicative only and may vary depending on model.